



RHYL & DISTRICT MOTOR CLUB AUTOTEST & PRODUCTION CAR AUTOTEST



Sunday 22nd January 2017

FINAL REGULATIONS

Rhyl & District Motor Club thanks you for your entry and welcomes you to their 22nd January Autotest and Production Car Autotest. We wish all competitors a very enjoyable and successful day of motor sport.

- 1. Officials** Chief Steward – Delete Keith Gush – Insert Arthur Jones
Chief Marshal – Delete Jamie Wallis – Insert Dick Jones

- 2. Scrutineering / Signing on** Is open from 8.00am and closes at 9.45

- 3. Procedure on Arrival at the Venue.**

Noise Check Proceed on entrance road into college and adjacent to Test Area 1 as shown on the attached plan stop for Noise Check. Upon passing you will be given a signing on process card.

Scrutineering Then proceed to Scrutineering at the area shown on the plan

Signing On Membership Cards / Comp Licences (where applicable) and for those entered in the ANWCC championship their cards will be checked at signing on.

Any under 18 competitors must be countersigned also by a parent or guardian

Competitors in the Production Car Autotest are reminded they **must** carry one passenger. The named passenger on the entry form must sign on.

Competitors not having completed or fully completed an entry and declaration form will be required to do so before signing on.

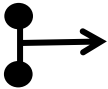


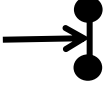
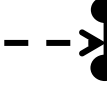
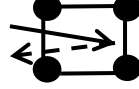
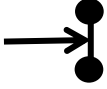
Parking On completion of the signing on process competitors should park their cars up in the area shown on the plan.

Drivers Briefing will be held in the area of Signing On at **9.45 prompt and all drivers must attend**

First Test Starts Competitors should be ready to line up to **commence tests at 10am**

- 4. Comp. Numbers** Will be issued by the organisers. These should be displayed on the driver's side rear compartment window or in a clearly visible position. In the case of cars being shared the competition numbers not applicable for the test must be crossed out with tape or similar.
- 5. Walking the Tests** Copies of test diagrams will be issued on successful completion of Signing On. Competitors may walk the tests before tests commence at 10am and then they will be allowed 5 minutes before changeover of test.
- 6. Test Runs** There will be three runs at each test and only the competitors best two times recorded will count towards the results. Timing will be to the second.
- 7. Start / Finish Procedure** Start timing will commence when the front wheels cross the start line. You can start in your own time once the start marshal indicates it is safe to start. Timing will be recorded when your front wheels cross the finish line. You must stop astride this line

8. Symbolisation of Test Diagrams

						
Start Line Front Wheels behind Line	Forward Direction	Reverse Direction	Forward Stop Astride Line	Reverse Stop Astride Line	Forward or Reverse In and STOP in box	Finish Line Stop Astride

9. Marshal Flagging

- Raised Yellow Flag** **On test** to indicate Line or Bollard Penalty
- Raised Red Flag** **On completion of test** will indicate a wrong test
- Waved Green Flag** **During test** will indicate an obstruction or danger on test and abort test immediately. A re-run will be granted in these cases

10 Timing Timing will be 1/10 second

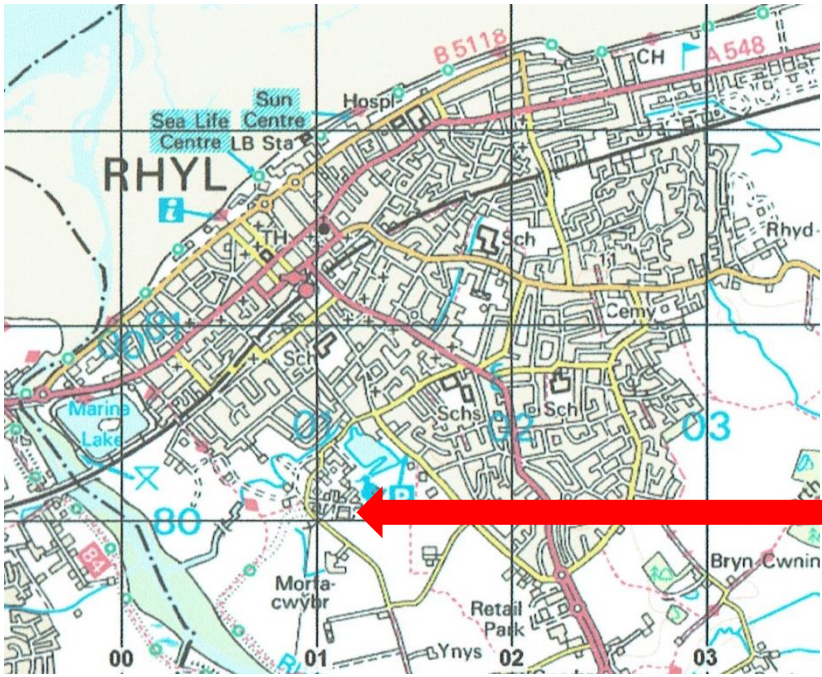
11 Risk Assessment A copy of the event risk assessment is displayed at the start and competitors should make themselves familiar with its contents, in particular:-

- Please comply with all venue traffic signs, including one way and 5 mph speed limit, unless competing on tests.
- No petroleum spirit will be allowed within the venue except for that within the fitted tanks of motor vehicles.
- Waste must be disposed of in a responsible manner. All waste and spillage should be cleared up immediately, removed at the end of the event and disposed of offsite in a responsible manner
- First Aider will be in attendance and there will be a fire extinguisher points located at the start of each test.

12 Results Interim results will be posted during the day and Provisional Final results will be posted as soon after the last test. Up to 30 minutes allowed for any protest, which may be waived if all competitors accept the results sooner. It would be appreciated by the organisers if some competitors could assist with clearing the venue at the end of the day

Rhyl & District Motor Club wish to take this opportunity to thank you for your entry and again we wish all competitors and their passengers a good days motor sport.

We also welcome any feedback on the event good or bad as it helps us to improve the event we offer to you the Autotester



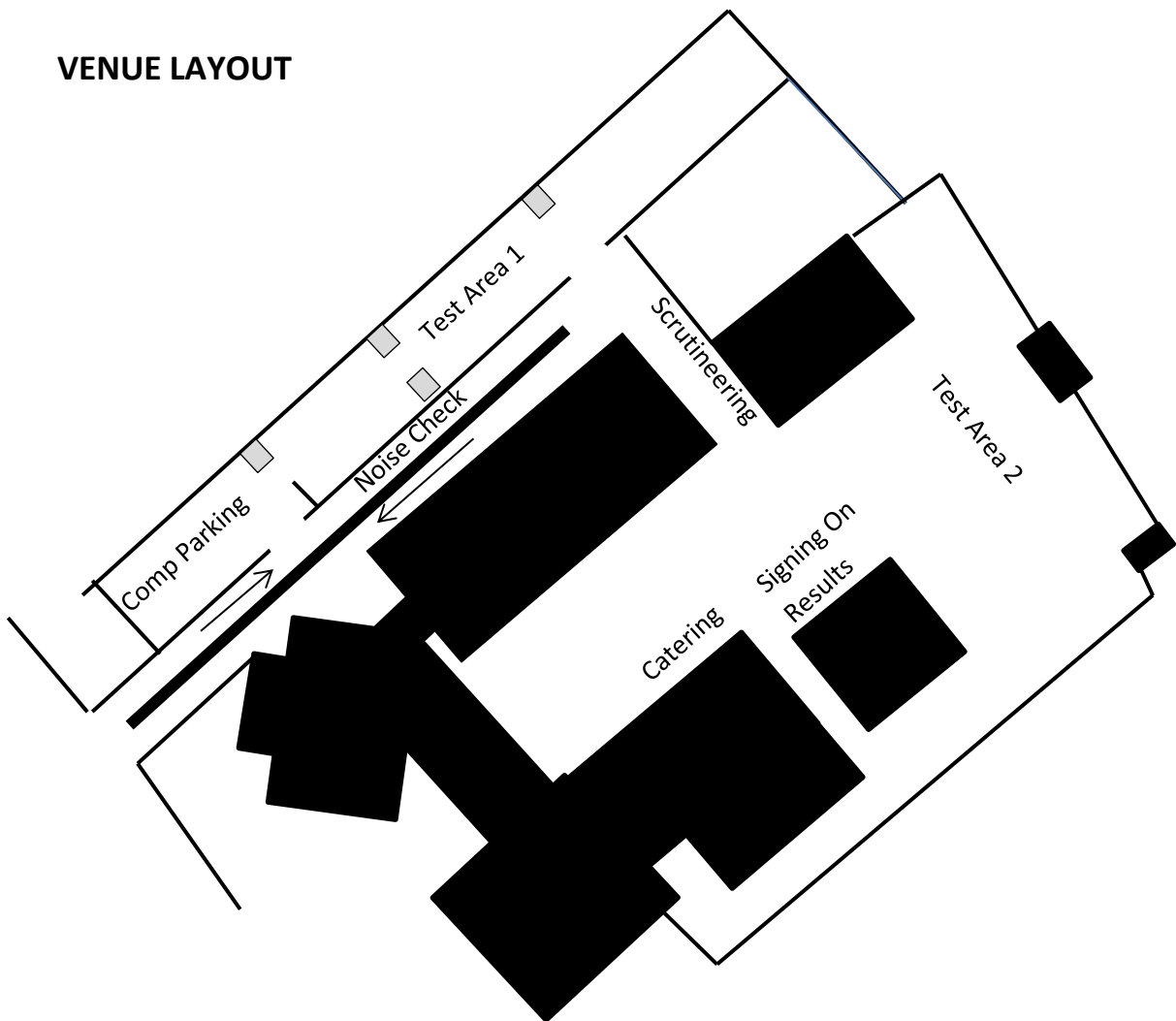
VENUE LOCATION

Coleg Llandrillo Rhyll
Cefndy Rd.
Rhyll
LL18 2HG

Map Ref 116 / 011 804

VENUE LOCATION

VENUE LAYOUT





**ASSOCIATION OF
NORTH-WESTERN
CAR CLUBS**

www.anwcc.org

REGIONAL CHAMPIONSHIPS FOR CLUB COMPETITORS
(open to members of all ANWCC member clubs)

LOGON TO THE WEBSITE FOR FULL INFORMATION

SUPPORTED BY









ANWCC 2017 Championship Rounds

AUTOTEST CHAMPIONSHIP

Feb 19 Autotest Accrington MSC/CSMA NW
 Feb 26 Kennings Caerns & Anglesey MC
 Mar 12 Jon MacKenzie Hagley & DLCC
 Apr 2 April Autotest Bolton-le-Moors CC
Apr 23 Autotest Rhyl & DMC
 Apr 23 Firefly Autotest Whitchurch MC
 May 14 Autotest CSMA NW
 May 21 Staffs Knot Wolv'ton & South Staffs
 Jun 11 Aberconwy North Wales CC
 Jun 18 Autotest CSMA NW
 Jun 25 Tim Sargeant Knutsford & DMC
 Jul 2 July Autotest Bolton-le-Moors CC
 Jul 9 Autotest Alwoodley MC
 Jul 16 Autotest Under 17 MC NW
 Aug 20 Autotest Under 17 MC NW
 Sep 3 September A'test Bolton-le-Moors CC
Oct 7 Autotest Rhyl & DMC



Can this trophy be yours?
**Free to enter for RDMC members – highest
 points gained over the 4 events**

2017 Series	Date	Autotest	PCA	Venue
Round 1	22 January	Clubmans	Clubmans	Rhyl College
Round 2	23 April	Nat B - ANWCC	Nat B - ANWCC	TBC
Round 3	16 July	Clubmans	Clubmans	TBC
Round 4	15 October	Nat B - ANWCC	Nat B - ANWCC	TBC

**Points will also be awarded to the annual RDMC
 Off Road Championship for the Gerry Beasley Trophy**